

2N7002

**SURFACE MOUNT SILICON  
N-CHANNEL  
ENHANCEMENT-MODE  
MOSFET**



**SOT-23 CASE**



www.centrasemi.com

**DESCRIPTION:**

The CENTRAL SEMICONDUCTOR 2N7002 type is an N-Channel enhancement-mode MOSFET manufactured by the N-Channel DMOS Process, designed for high speed pulsed amplifier and driver applications.

**MARKING CODE: 702**

**MAXIMUM RATINGS:** (T<sub>A</sub>=25°C)

Drain-Source Voltage  
 Drain-Gate Voltage  
 Gate-Source Voltage  
 Continuous Drain Current (T<sub>C</sub>=25°C)  
 Continuous Drain Current (T<sub>C</sub>=100°C)  
 Continuous Source Current (Body Diode)  
 Maximum Pulsed Drain Current  
 Maximum Pulsed Source Current  
 Power Dissipation  
 Operating and Storage Junction Temperature  
 Thermal Resistance

**SYMBOL**

V<sub>DS</sub> 60  
 V<sub>DG</sub> 60  
 V<sub>GS</sub> 40  
 I<sub>D</sub> 115  
 I<sub>D</sub> 75  
 I<sub>S</sub> 115  
 I<sub>DM</sub> 800  
 I<sub>SM</sub> 800  
 P<sub>D</sub> 350  
 T<sub>J</sub>, T<sub>stg</sub> -65 to +150  
 Θ<sub>JA</sub> 357

**UNITS**

V  
 V  
 V  
 mA  
 mA  
 mA  
 mA  
 mA  
 mW  
 °C  
 °C/W

**ELECTRICAL CHARACTERISTICS:** (T<sub>A</sub>=25°C unless otherwise noted)

SYMBOL	TEST CONDITIONS	MIN	TYP	MAX	UNITS
I <sub>GSSF</sub>	V <sub>GS</sub> =20V			100	nA
I <sub>GSSR</sub>	V <sub>GS</sub> =20V			100	nA
I <sub>DSS</sub>	V <sub>DS</sub> =60V, V <sub>GS</sub> =0			1.0	μA
I <sub>DSS</sub>	V <sub>DS</sub> =60V, V <sub>GS</sub> =0, T <sub>A</sub> =125°C			500	μA
I <sub>D(ON)</sub>	V <sub>DS</sub> =10V, V <sub>GS</sub> =10V	500			mA
BV <sub>DSS</sub>	I <sub>D</sub> =10μA	60	105		V
V <sub>GS(th)</sub>	V <sub>DS</sub> =V <sub>GS</sub> , I <sub>D</sub> =250μA	1.0	2.1	2.5	V
V <sub>DS(ON)</sub>	V <sub>GS</sub> =10V, I <sub>D</sub> =500mA			3.75	V
V <sub>DS(ON)</sub>	V <sub>GS</sub> =5.0V, I <sub>D</sub> =50mA			0.375	V
V <sub>SD</sub>	V <sub>GS</sub> =0, I <sub>S</sub> =11.5mA			1.5	V
r <sub>DS(ON)</sub>	V <sub>GS</sub> =10V, I <sub>D</sub> =500mA		3.7	7.5	Ω
r <sub>DS(ON)</sub>	V <sub>GS</sub> =10V, I <sub>D</sub> =500mA, T <sub>A</sub> =100°C			13.5	Ω
r <sub>DS(ON)</sub>	V <sub>GS</sub> =5.0V, I <sub>D</sub> =50mA		6.2	7.5	Ω
r <sub>DS(ON)</sub>	V <sub>GS</sub> =5.0V, I <sub>D</sub> =50mA, T <sub>A</sub> =100°C			13.5	Ω
g <sub>FS</sub>	V <sub>DS</sub> =10V, I <sub>D</sub> =200mA	80			mS

R6 (9-February 2015)

2N7002

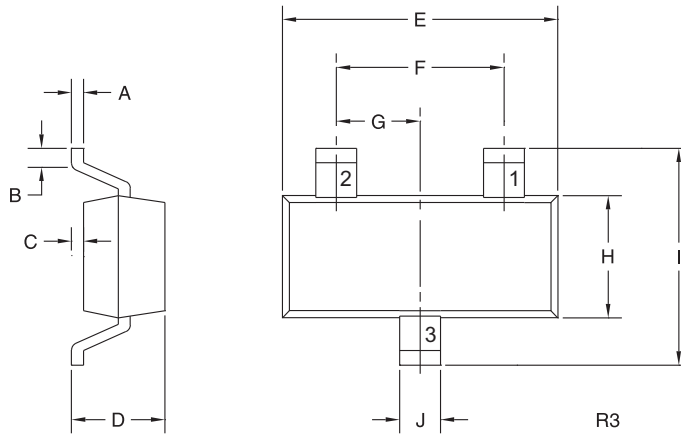
**SURFACE MOUNT SILICON  
N-CHANNEL  
ENHANCEMENT-MODE  
MOSFET**



**ELECTRICAL CHARACTERISTICS - Continued:** ( $T_A=25^\circ\text{C}$  unless otherwise noted)

SYMBOL	TEST CONDITIONS	TYP	MAX	UNITS
$C_{rss}$	$V_{DS}=25\text{V}, V_{GS}=0, f=1.0\text{MHz}$		5.0	pF
$C_{iss}$	$V_{DS}=25\text{V}, V_{GS}=0, f=1.0\text{MHz}$		50	pF
$C_{oss}$	$V_{DS}=25\text{V}, V_{GS}=0, f=1.0\text{MHz}$		25	pF
$Q_{g(\text{tot})}$	$V_{DS}=30\text{V}, V_{GS}=4.5\text{V}, I_D=100\text{mA}$	0.592		nC
$Q_{gs}$	$V_{DS}=30\text{V}, V_{GS}=4.5\text{V}, I_D=100\text{mA}$	0.196		nC
$Q_{gd}$	$V_{DS}=30\text{V}, V_{GS}=4.5\text{V}, I_D=100\text{mA}$	0.148		nC
$t_{on}$	$V_{DD}=30\text{V}, I_D=200\text{mA}, R_G=25\Omega, R_L=150\Omega$		20	ns
$t_{off}$	$V_{DD}=30\text{V}, I_D=200\text{mA}, R_G=25\Omega, R_L=150\Omega$		20	ns

**SOT-23 CASE - MECHANICAL OUTLINE**



**LEAD CODE:**

- 1) Gate
- 2) Source
- 3) Drain

**MARKING CODE: 702**

SYMBOL	DIMENSIONS			
	INCHES		MILLIMETERS	
	MIN	MAX	MIN	MAX
A	0.003	0.007	0.08	0.18
B	0.006	-	0.15	-
C	-	0.005	-	0.13
D	0.035	0.043	0.89	1.09
E	0.110	0.120	2.80	3.05
F	0.075		1.90	
G	0.037		0.95	
H	0.047	0.055	1.19	1.40
I	0.083	0.098	2.10	2.49
J	0.014	0.020	0.35	0.50

SOT-23 (REV: R3)

R6 (9-February 2015)

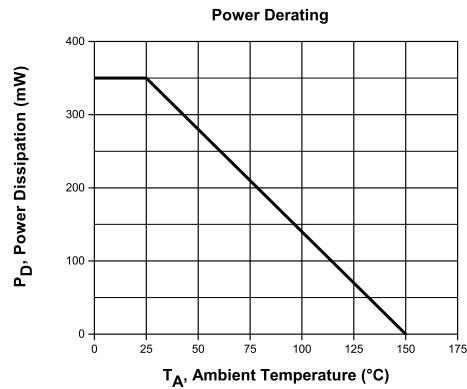
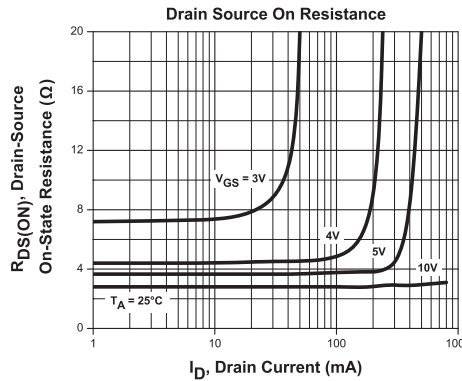
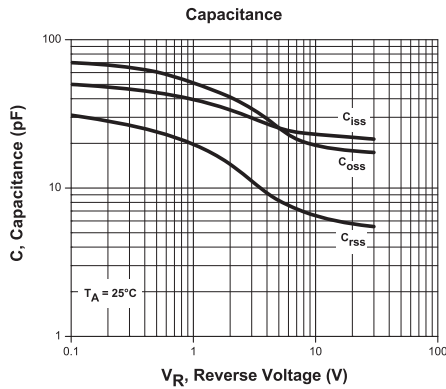
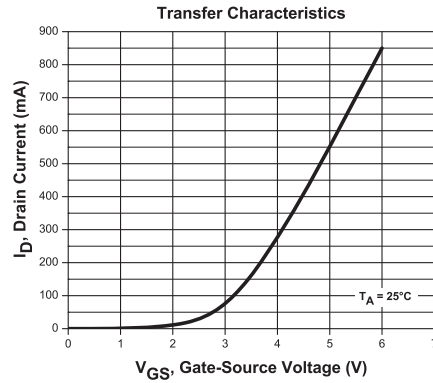
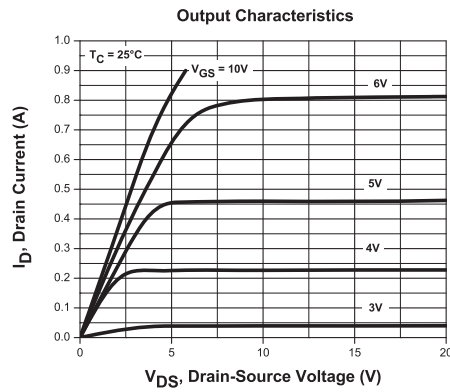
[www.centalsemi.com](http://www.centalsemi.com)

2N7002

SURFACE MOUNT SILICON  
N-CHANNEL  
ENHANCEMENT-MODE  
MOSFET



### TYPICAL ELECTRICAL CHARACTERISTICS



R6 (9-February 2015)

## OUTSTANDING SUPPORT AND SUPERIOR SERVICES



---

### PRODUCT SUPPORT

Central's operations team provides the highest level of support to insure product is delivered on-time.

- Supply management (Customer portals)
- Inventory bonding
- Consolidated shipping options
- Custom bar coding for shipments
- Custom product packing

---

### DESIGNER SUPPORT/SERVICES

Central's applications engineering team is ready to discuss your design challenges. Just ask.

- Free quick ship samples (2<sup>nd</sup> day air)
- Online technical data and parametric search
- SPICE models
- Custom electrical curves
- Environmental regulation compliance
- Customer specific screening
- Up-screening capabilities
- Special wafer diffusions
- PbSn plating options
- Package details
- Application notes
- Application and design sample kits
- Custom product and package development

---

### REQUESTING PRODUCT PLATING

1. If requesting Tin/Lead plated devices, add the suffix "TIN/LEAD" to the part number when ordering (example: 2N2222A TIN/LEAD).
2. If requesting Lead (Pb) Free plated devices, add the suffix "PBFREE" to the part number when ordering (example: 2N2222A PBFREE).

---

### CONTACT US

#### Corporate Headquarters & Customer Support Team

Central Semiconductor Corp.  
145 Adams Avenue  
Hauppauge, NY 11788 USA  
Main Tel: (631) 435-1110  
Main Fax: (631) 435-1824  
Support Team Fax: (631) 435-3388  
[www.centrasemi.com](http://www.centrasemi.com)

**Worldwide Field Representatives:**  
[www.centrasemi.com/wwreps](http://www.centrasemi.com/wwreps)

**Worldwide Distributors:**  
[www.centrasemi.com/wwdistributors](http://www.centrasemi.com/wwdistributors)

---

For the latest version of Central Semiconductor's **LIMITATIONS AND DAMAGES DISCLAIMER**, which is part of Central's Standard Terms and Conditions of sale, visit: [www.centrasemi.com/terms](http://www.centrasemi.com/terms)