

32.768kHz SMD Crystal

ABS07

Request Samples



Check Inventory



3.2 x 1.5 x 0.9 mm
RoHS/RoHS II Compliant
MSL Level = N/A



Features

- Low frequency in small size SMD
- 0.9mm height ideal for high density circuit boards
- Seam sealed ceramic package offers excellent environmental & heat resistance
- Extended temperature -55°C to +125°C for industrial applications

Applications

- Wide range in communication & measuring equipment
- Commercial & Industrial applications
- Wireless communications

Key Electrical Specifications

Parameters	Min.	Typ.	Max.	Units	Notes
Frequency	32.768			kHz	
Operation Mode	Flexural Mode (Tuning Fork)				
Operating Temperature	-40		+85	°C	Option “blank”; See options
Storage Temperature	-55		+125	°C	
Frequency Tolerance @+25°C	-20		+20	ppm	Option “blank”; See options
Temperature Coefficient:	-0.040	-0.036		ppm/T ²	
Turn-over temperature:	+20	+25	+30	°C	
Equivalent series resistance (R1)			70	kΩ	-40 ~ +85°C
			95		-40 ~ +125°C
			95		-55 ~ +125°C
Shunt capacitance (C0)		0.9 ~ 1.2	2.0	pF	
Load capacitance (CL)	12.5			pF	Option “blank”; See options
Drive Level		0.1	0.5	μW	
Q value	10000	30000			
Aging	-3		+3	ppm	@25°C± 3°C First year
Insulation Resistance	500			MΩ	@ 100Vdc ± 15V

32.768kHz SMD Crystal

ABS07

Request Samples

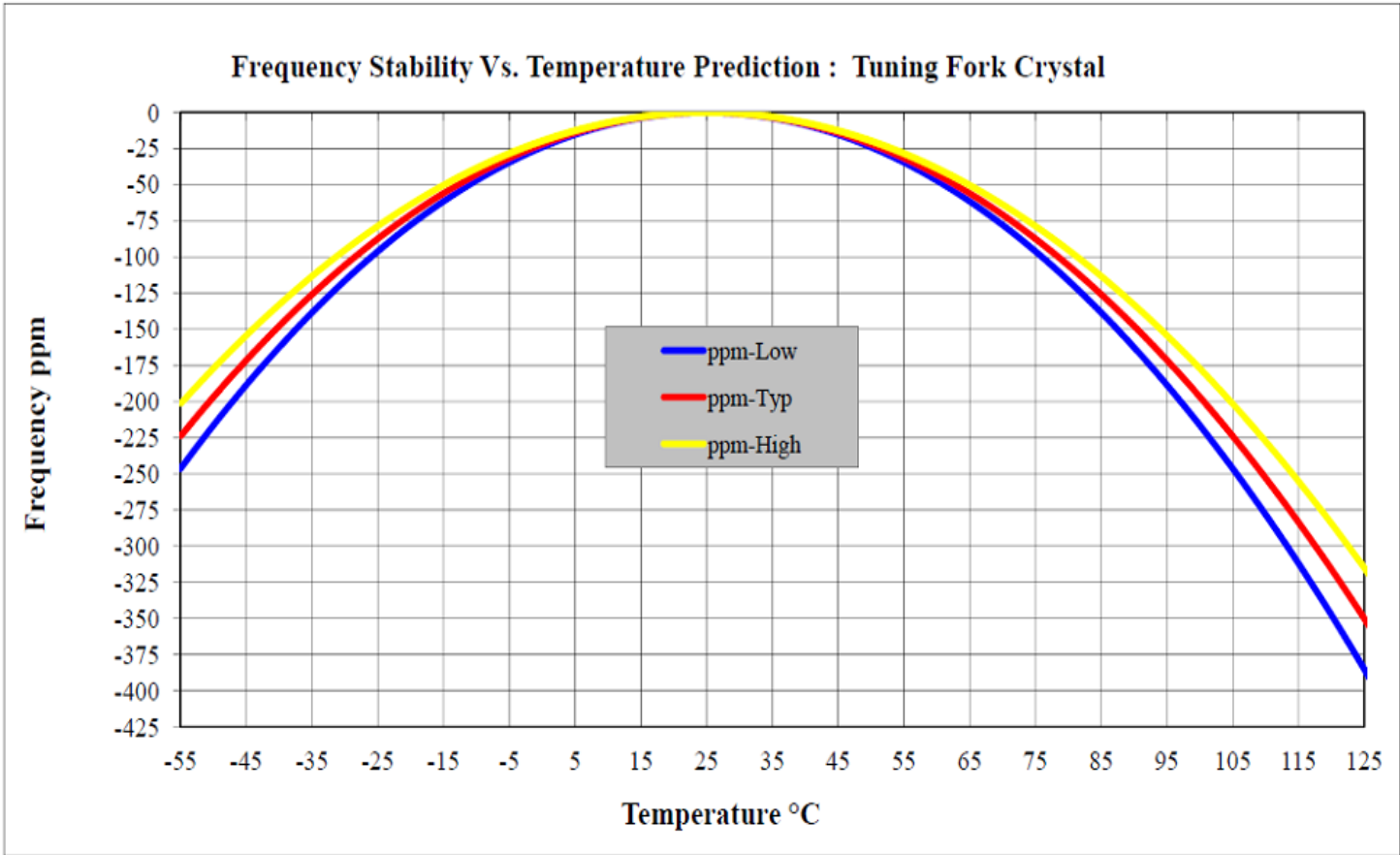


Check Inventory



3.2 x 1.5 x 0.9 mm
RoHS/RoHS II Compliant
MSL Level = N/A

Frequency vs. Temperature Characteristics



32.768kHz SMD Crystal

ABS07

Request Samples



Check Inventory



3.2 x 1.5 x 0.9 mm
RoHS/RoHS II Compliant
MSL Level = N/A



Options and Part Identification (Left blank if standard)

ABS07 - 32.768 kHz - - - -

Height	Load Capacitance	Operating Temp. Range	Freq. Tolerance	Packaging
Blank: 0.9mm max.	Blank: 12.5pF	Blank: -40 ~ +85°C	Blank: ±20ppm	Blank: Bulk
1: 0.65mm max.	9: 9pF	H: -40 ~ +125°C	1: ±10ppm	T: 3k pcs / reel
	7: 7pF	W: -55 ~ +125°C	4: ±30ppm	
	6: 6pF			
	4P: 4pF (*)			

(*) Only available with standard height=0.9mm max

32.768kHz SMD Crystal

ABS07

Request Samples



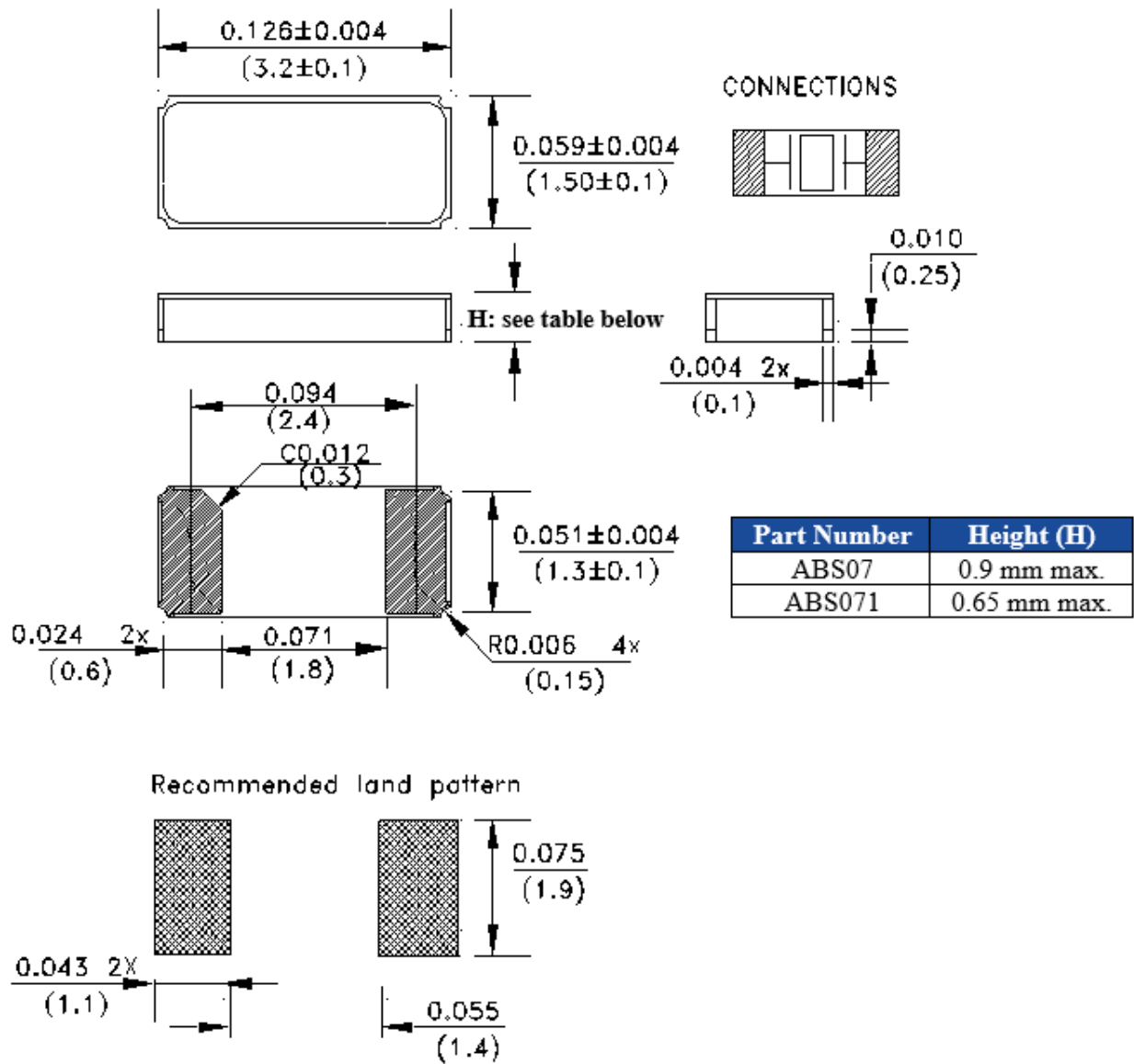
Check Inventory



3.2 x 1.5 x 0.9 mm
RoHS/RoHS II Compliant
MSL Level = N/A



Mechanical Dimensions



Note: Due to material availability, the outline and finish color of the component may vary. This variation in no way affects the electrical performance of the product.

Sealing Method = Seam Sealing

Dimensions: inches (mm)

32.768kHz SMD Crystal

ABS07

Request Samples



Check Inventory



3.2 x 1.5 x 0.9 mm
RoHS/RoHS II Compliant
MSL Level = N/A

Reflow Profile [JEDEC J-STD-020]

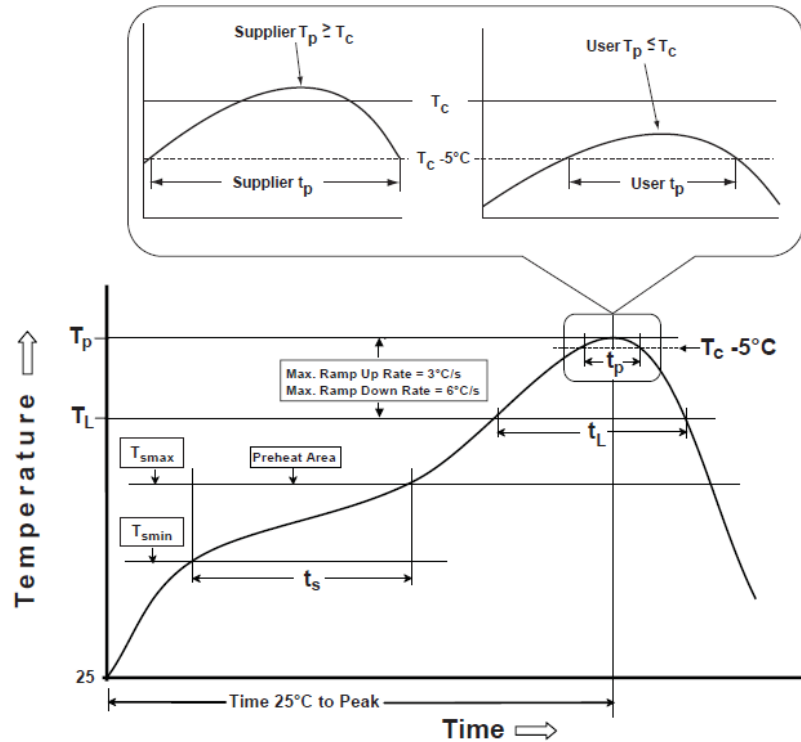


Table 1

SnPb Eutectic Process

Classification Temperatures (T_c)

Package Thickness	Volume mm ³ <350	Volume mm ³ ≥350
<2.5 mm	235 °C	220 °C
≥2.5 mm	220 °C	220 °C

Table 2

Pb-Free Process

Classification Temperatures (T_c)

Package Thickness	Volume mm ³ <350	Volume mm ³ 350-2000	Volume mm ³ >2000
<1.6 mm	260 °C	260 °C	260 °C
1.6 mm - 2.5 mm	260 °C	250 °C	245 °C
>2.5 mm	250 °C	245 °C	245 °C

Profile Feature	Sn-Pb Eutectic Assembly	Pb-Free Assembly
Preheat / soak		
Temperature minimum (T_{smin})	100°C	150°C
Temperature maximum (T_{smax})	150°C	200°C
Time (T_{smin} to T_{smax}) (t_s)	60 - 120 sec.	60 - 120 sec.
Average ramp-up rate (T_{smax} to T_p)	3°C/sec. max	3°C/sec. max
Liquidous temperature (T_L)	183°C	217°C
Time at liquidous (t_L)	60 - 150 sec.	60 - 150 sec.
Peak package body temperature (T_p)*	see Table 1	see Table 2
Time (t_p)** within 5°C of the specified classification temperature (T_c)	20 sec.	30 sec.
Ramp-down rate (T_p to T_{smax})	6°C/sec. max	6°C/sec. max
Time 25°C to peak temperature	6 min. max	8 min. max
Reflow cycles	2 max	2 max

*Tolerance for peak profile temperature (T_p) is defined as a supplier minimum and a user maximum.

**Tolerance for time at peak profile temperature (t_p) is defined as supplier minimum and a user maximum.

32.768kHz SMD Crystal

ABS07

Request Samples



Check Inventory

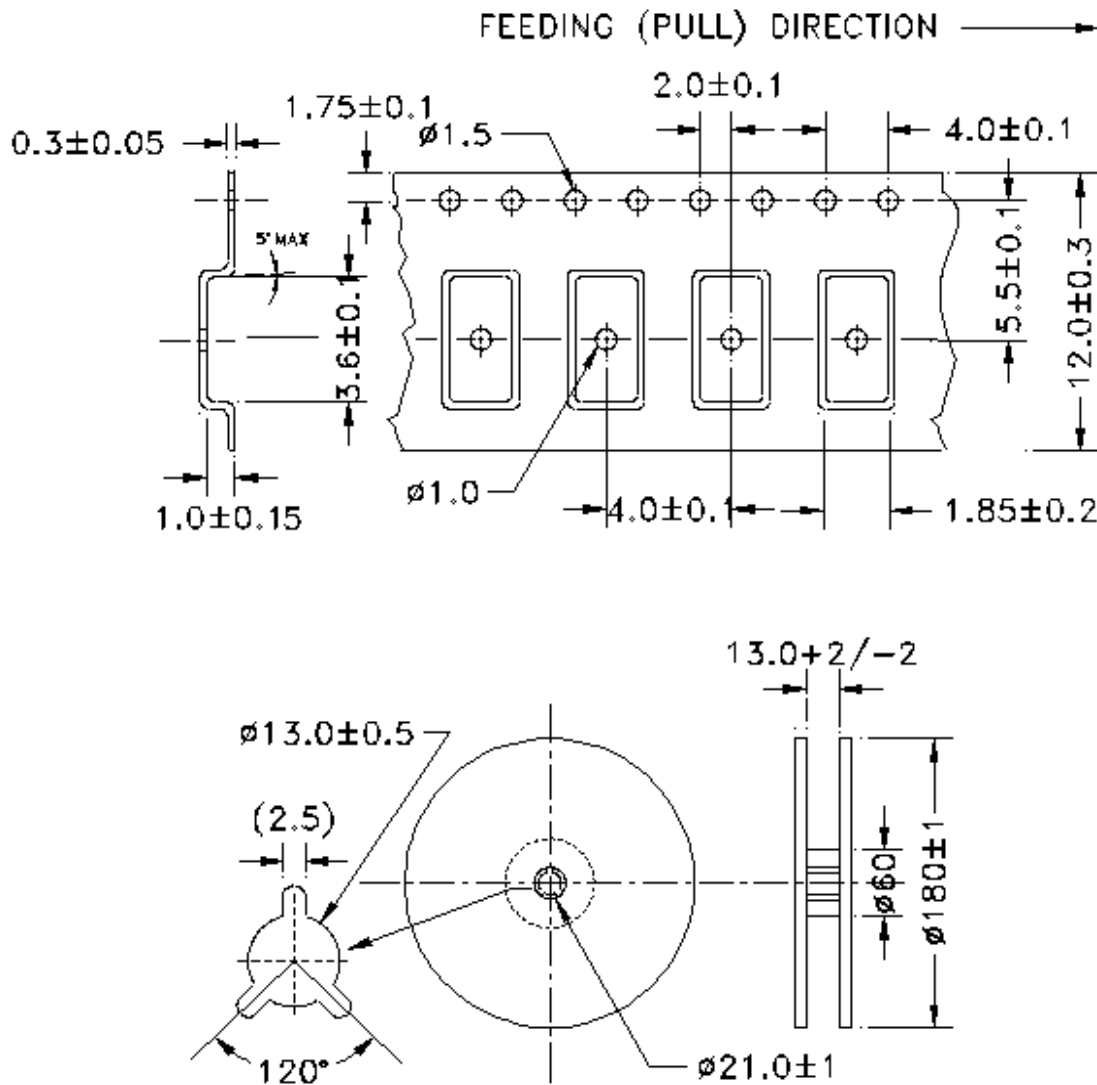


3.2 x 1.5 x 0.9 mm
RoHS/RoHS II Compliant
MSL Level = N/A



Packaging

T=Tape and reel (3,000pcs/reel)



Dimensions: mm

ATTENTION: Abracon LLC's products are COTS – Commercial-Off-The-Shelf products; suitable for Commercial, Industrial and, where designated, Automotive Applications. Abracon's products are not specifically designed for Military, Aviation, Aerospace, Life-dependent Medical applications or any application requiring high reliability where component failure could result in loss of life and/or property. For applications requiring high reliability and/or presenting an extreme operating environment, written consent and authorization from Abracon LLC is required. Please contact Abracon LLC for more information.



5101 Hidden Creek Ln Spicewood TX 78669
Phone: 512-371-6159 | Fax: 512-351-8858
For terms and conditions of sales, please visit:
www.abracon.com

REVISED: 08-10-22

ABRACON IS
ISO9001-2015
CERTIFIED

Mouser Electronics

Authorized Distributor

Click to View Pricing, Inventory, Delivery & Lifecycle Information:

ABRACON:

[ABS07-32.768KHZ-7-T](#) [ABS07-32.768KHZ-9-T](#) [ABS07-32.768KHZ-1-T](#) [ABS07-32.768KHZ-4-T](#) [ABS07-32.768KHZ-9-1-T](#) [ABS07-32.768KHZ-T](#) [ABS07-32.768KHZ-6-T](#) [ABS07-120-32.768KHZ-T](#) [ABS07L-32.768KHZ-T](#) [ABS07-LR-32.768KHZ-6-T](#) [ABS07-LR-32.768KHZ-6-1-T](#) [ABS07-166-32.768KHZ-T](#) [ABS07-32.768KHZ-7-1-T](#) [ABS07-32.768KHZ-6-4-T](#) [ABS07-32.768KHZ-9-4-T](#) [ABS07-32.768KHZ-9-H-T](#) [ABS07-32.768KHZ-T.](#)